



2023 **PRODUCT CATALOG**



NOTICE: Always read and follow product label directions. Rx Green Technologies' products can be used to promote and facilitate the growth of a variety of agricultural products and plants including, without limitation, cannabis. Rx Green Technologies does not own, distribute or sell cannabis. The research facility affiliated with Rx Green Technologies is fully compliant with all applicable state and local code. Please consult your local or state laws regarding what plants may lawfully be grown in your state.



TABLE OF CONTENTS

INTRODUCTION

4 ABOUT US

PRODUCTS

12 DRY FERTILIZER

26 LIQUID NUTRIENTS

44 SUBSTRATES

54 SUPPLEMENTS

62 PEST MANAGEMENT

68 CHLORINE DIOXIDE

74 CLONING SOLUTIONS




ABOUT US

RX GREEN TECHNOLOGIES IS THE LEADER IN COMMERCIAL TECHNOLOGIES FOR CANNABIS CULTIVATORS

Our products were specifically formulated for use on cannabis plants, with the understanding that cannabis cultivation would move to large-scale production. Our solutions are designed to scale seamlessly in commercial cultivation operations without compromising results.

Given our primary goal of helping large-scale cannabis cultivators develop quality, high-yielding crops, we have invested significant capital in research and testing to ensure that our program outperforms. Our research and testing infrastructure and team allow us to provide the highest level of customer service to the commercial cannabis industry.

Rx Green Technologies has been family-operated since our founding in 2011.



WHY WE'RE DIFFERENT



DIRECT SALES & SERVICE MODEL

We sell direct from vertically-integrated manufacturing sites to commercial growers. This end-to-end process ensures our relationship with your business supports you from initial delivery logistics to technical support from clone to harvest.

MARKET-LEADING QUALITY CONTROL

We have every product tested for quality by a third-party lab to ensure the health and safety of your crop. If a product doesn't meet our standards, it doesn't leave our warehouse.



ROBUST PRODUCT TESTING PLATFORM

We operate a research laboratory in a Cannabis cultivation facility exclusively for product development and product testing on cannabis plants.

PRODUCTS DESIGNED FOR CANNABIS. TESTED ON CANNABIS.

- ✓ Robust Product Testing Platform
- ✓ Plant Science Expertise
- ✓ Products Created With Cannabis Growers In Mind

DID YOU KNOW?



12

different trials conducted to test each product



8

different cultivars used to test each product



720

plants tested for each product



20+

different types of data collected



18,000+

data points generated for each product in development



18-36

months to bring a product to market

PRODUCT DEVELOPMENT PROCESS

At Rx Green Technologies, we are dedicated to designing products for Cannabis and testing them on Cannabis. Our robust product testing platform allows us to deliver solutions for Cannabis growers that are easy to use and drive results in commercial operations. We conduct trials on all aspects of product performance, generating insights that allow you to maximize your plant's performance via our solutions.

GROWER FEEDBACK/
IDENTIFY MARKET NEEDS



OUR CORE VALUES



WE PREFER FANS OVER CUSTOMERS.

We live to turn customers into lifelong fans via our differentiated sales and service model, pervasive “customer-first” culture and fanatical execution.



WE ACCEPT NO EXCUSES IN SERVICE OF OUR MISSION.

We hold each other rigorously accountable in our pursuit of market and thought leadership.



WE BELIEVE INNOVATION IS THE CORE OF OUR DNA

The best way to predict the future is to invent it.



WE HAVE GRIT.

Our team fears no challenge.



WE ARE PROFESSIONAL.

All people and circumstances always deserve our utmost attention and care.

PRODUCTS







DRY FERTILIZER

COMPLETE TARGETED NUTRITION PROGRAM FORMULATED EXCLUSIVELY FOR CANNABIS.

At Rx Green Technologies, we are dedicated to designing products for Cannabis and testing them on Cannabis. Our robust product testing platform allows us to deliver solutions for Cannabis growers that are easy to use and drive results in commercial operations. Our formulations are made with the highest quality ingredients, ensuring that heavy metal levels in the flower are nonexistent. We conduct trials on all aspects of product performance, generating insights that allow you to maximize your plant's performance via our technologies.

By using our proprietary fertilizer program, growers can take advantage of truly innovative technology while also enjoying more efficient growing practices. This uncomplicated nutrient program is formulated to provide a simple yet complete package of macro and micronutrients that

give the plant the nourishment it needs for all stages of growth, including root development, vegetative biomass, flower formation, and resin production.

HOW DOES IT WORK

THREE PRODUCTS | COMPLETE CONTROL | SUPERIOR SOLUBILITY

WORKS IN ALL FERTIGATION SYSTEMS



PART A: 4-16-21

- Blend of NPK and Micronutrients
- Part A contains all the micronutrients to allow flexibility to reduce or increase as you see fit
- Our micronutrient combination supports protein synthesis, enzyme function, and metabolite production at all stages of growth



PART B: 14-0-6

- Blend of Nitrogen and Calcium
- Part B helps your plant reach its full growth potential by providing key components for structure and energy production
- Essential for growth, calcium is an integral part of plant cell walls and maintains plant membrane stability. Nitrogen is vital to chlorophyll for photosynthesis



PK: 1-44-35

- Phosphorous and potassium additive for the flowering stage
- PK is highly concentrated and highly soluble. Add as much phosphorous and potassium to your flowering plants as needed with minimal filler
- Phosphorus and potassium enhance flowering and quality by boosting photosynthesis and stimulating both root and bud growth

DEVELOPMENT PROCESS

Do your current nutrients work this hard for you?



3

years of development

\$4,000,000

spent on development



11

cultivars tested

32,000+

data points collected



PART A

VEGETATIVE GROWTH

Provides essential phosphorous, potassium, magnesium, and micronutrients. Use in combination with Part B for vegetative and flower growth.

Part A and Part B can be used at the same feed rate throughout the growing cycle to provide the essential nutrients required for plant growth. Our extensive R&D process included cultivation trials and tissue analysis to determine the optimal nutrient ratios to drive plant growth and development with minimal inputs.



PART A

VEGETATIVE GROWTH

GUARANTEED ANALYSIS: PART A

Total Nitrogen (N)	4.0%
2.8% Nitrate Nitrogen	
1.2% Ammoniacal Nitrogen	
Available Phosphate (P_2O_5)	16.0%
Soluble Potash (K_2O)	21.0%
Magnesium (Mg)	7.0%
Sulfur (S)	11.0%
Boron (B)	0.14%
Copper (Cu)	0.06%
Iron (Fe)	0.40%
Manganese (Mn)	0.05%
Molybdenum (Mo)	0.008%
Zinc (Zn)	0.06%

Derived From: Fe EDTA, Mn EDTA, Zn EDTA, Cu EDTA, Sodium molybdate, Boric acid, Ammonium phosphate, Potassium sulfate, Magnesium sulfate, Potassium phosphate, Potassium nitrate

DIRECTIONS FOR USE: PART A

Add desired amount of PART A to water and mix well. If using additives, mix in well after PART A has dissolved. PART A, PART B, and PK are incompatible when mixed at concentrations beyond the applicable feeding range.

Due to natural pigment variations of mineral inputs, formula colors may vary.

Claims based on United States labels only.

PART B

FLOWER GROWTH

Provides essential nitrogen, potassium, calcium, and magnesium. Use in combination with Part A for vegetative and flower growth. Stir or shake product well before adding to water.

Part A and Part B can be used at the same feed rate throughout the growing cycle to provide the essential nutrients required for plant growth. Our extensive R&D process included cultivation trials and tissue analysis to determine the optimal nutrient ratios to drive plant growth and development with minimal inputs.



PART B

FLOWER GROWTH

GUARANTEED ANALYSIS: PART B

Total Nitrogen (N)	14.0%
13.3% Nitrate Nitrogen	
0.7% Ammoniacal Nitrogen	
Soluble Potash (K ₂ O)	6.0%
Calcium (Ca)	14.6%
Magnesium (Mg)	0.8%

Derived From: *Calcium ammonium nitrate, Calcium nitrate, Potassium nitrate, Magnesium nitrate*

DIRECTIONS FOR USE: PART B

Add desired amount of PART B to water and mix well. If using additives, mix in well after PART B has dissolved. PART A, PART B, and PK are incompatible when mixed at concentrations beyond the applicable feeding range.

Due to natural pigment variations of mineral inputs, formula colors may vary.

Claims based on United States labels only.

PK

PK delivers the necessary phosphorus and potassium boost required for the increased energy demands of flower production. Combined with Part A and Part B during the reproductive phase, this system delivers a complete package to promote flower production and optimize flower size and density.



PK

GUARANTEED ANALYSIS: PK

Total Nitrogen (N)	1.0%
1.0% Nitrate Nitrogen	
Available Phosphate (P ₂ O ₅)	44.0%
Soluble Potash (K ₂ O)	35.0%
Sulfur (S)	1.0%

Derived From: *Potassium phosphate, potassium nitrate, potassium sulfate*

DIRECTIONS FOR USE: PK

Add desired amount of PK to water and mix well. If using additives, mix in well after PK has dissolved. PART A, PART B, and PK are incompatible when mixed at concentrations beyond the applicable feeding range.

Due to natural pigment variations of mineral inputs, formula colors may vary.

Claims based on United States labels only.

FAQ

DO I NEED TO ADJUST THE PH?

No pH adjustment is necessary if solution pH is within 3.5-6.0.

DO I HAVE TO FEED THE SAME RATE FOR PART A & B
THROUGH THE WHOLE GROWING CYCLE?

The feed chart is a guideline for best practices. Use the mixing guide instead of the feed chart for a targeted solution EC.

DO I NEED TO ADD ANYTHING FOR A COMPLETE
NUTRIENT SOLUTION?

Part A and Part B provide a complete nutrient solution.

WHY DO I NEED TO SHAKE PART B?

Part B contains varied particle sizes. Mixing, shaking or rolling the product before measuring allows a uniform mixture.

DRY FERTILIZER FEED CHART

READY TO USE SOLUTION

STAGE	VEGETATIVE (g/gal)	FLOWER (g/gal)
PART A	2.5	2.5
PART B	4.5	4.5
PK	0	2
PPM (TDS/500)	1040	1260
EC (mS/cm/500)	2.08	2.52

- PPM and EC figures are based on RO water with <0.2 PPM. No pH adjustment is necessary if solution pH is within 3.5-6.0. These numbers will vary based on water quality.

- Part A, Part B and PK can be mixed in any order.

- Part A, Part B and PK are incompatible when mixed individually at concentrations exceeding 100x the ready-to-use rate.

MIXED STOCK TANK SOLUTION 1:10 INJECTION RATIO

VEGETATIVE (g/gal)	FLOWER (g/gal)
25	25
45	45
0	20

*All parts can be mixed in a single tank at this ratio.
Do not exceed 10x concentration in stock tanks.
Solutions exceeding 10x will not remain in solution.*

INDIVIDUAL STOCK TANK SOLUTION 1:100 INJECTION RATIO

VEGETATIVE (g/gal)	FLOWER (g/gal)
250	250
450	450
0	200

*All parts must be mixed in separate tanks at this ratio.
Do not exceed 100x concentration in stock tanks.
Solutions exceeding 100x will not remain in solution.*

DRY FERTILIZER MIXING CHART

Use as a guide for targeted PPM level.

STAGE	MIXING CHART-VEGETATIVE FEED					
TARGET PPM (TDS/500)	250	500	750	1000	1250	1500
PART A (g/gal)	0.5	1.0	1.5	2.0	2.5	3.0
PART B (g/gal)	0.9	1.8	2.7	3.6	4.5	5.4

STAGE	MIXING CHART-FLOWER FEED				
TARGET PPM (TDS/500)	1000	1250	1500	1750	2000
PART A (g/gal)	2.0	2.5	3.0	3.5	4.0
PART B (g/gal)	3.6	4.5	5.4	6.2	7.1
PK (g/gal)	1.6	2.0	2.4	2.8	3.2



LIQUID NUTRIENTS

OUR PRODUCTS PROVIDE OPTIMAL NUTRITION FOR BIOLOGICAL PLANT PATHWAYS

By using our natural-based program, growers can take advantage of truly innovative technology while also enjoying more efficient growing practices. Our mixing processes make it possible to combine ingredients that are not commonly put together in a single format, resulting in formulas that are genuinely unique.

Our ability to chemically combine certain ingredients has allowed us to create a straightforward regimen that makes feeding almost foolproof - following our program will result in an impressive crop. Our growing program provides nutrition to the plants that utilizes key biological pathways in the plant; these pathways are the building blocks for cannabinoid and terpene production.

Meanwhile, a low-salt formula with organic and fulvic acids drives plant formation of natural components while maximizing yields and helps to reduce production of phytotoxins.

In addition to organic components, the two-part nutrient program is formulated to facilitate nutrient uptake, making it a simple, yet complete package of macro and micronutrients that give the plant the nourishment it needs for all growth stages of cannabis, including root development, vegetative biomass, flower formation, and resin production.

All of the ingredients in Rx Green Technologies' nutrients are the result of patented agricultural technology that is proven to be safe and effective for use in food crops. Our formulations are made with the highest quality ingredients, ensuring that heavy metal levels in the end product are nonexistent. In addition, our products were developed to ensure nutrient stability while mixing.

In sum, we provide safe and effective biological technology to help your plants naturally reach their maximum potential.

GROW A & B

VEGETATIVE GROWTH

Our Grow A and Grow B formulas provide the basis for everything your plants need for vegetative growth.

These professionally formulated nutrients provide high performance ingredients in a simple to use program, utilizing technology that enhances photosynthesis, nitrogen uptake and micronutrient delivery.



GROW A & B

VEGETATIVE GROWTH

GUARANTEED ANALYSIS: GROW A

Total Nitrogen (N)	3.0%
3.0% Nitrate Nitrogen	
Soluble Potash (K_2O)	2.0%
Calcium (Ca)	4.0%

Derived From: *Calcium Nitrate and Potassium Nitrate*

GUARANTEED ANALYSIS: GROW B

Total Nitrogen (N)	1.0%
0.64% Ammoniacal Nitrogen	
0.36% Nitrate Nitrogen	
Available Phosphate (P_2O_5)	2.0%
Soluble Potash (K_2O)	4.0%
Magnesium (Mg)	0.9%
0.9% Water Soluble Magnesium (Mg)	
Sulfur (S)	1.0%
Molybdenum (Mo)	0.001%

Derived From: *Potassium Sulfate, Magnesium Nitrate, Monoammonium Phosphate, Magnesium Sulfate, Potassium Nitrate, Sodium Molybdate*

Claims based on United States labels only.

BLOOM A & B

REPRODUCTIVE GROWTH

Bloom A and Bloom B were developed to deliver high performance inputs to drive bud development in flowering plants. Like Grow A and Grow B, these products also provide essential micronutrients for your plants.

The formula's technology stabilizes phosphorus, enhancing its availability in solution and thus absorption by the plant.



BLOOM A & B

REPRODUCTIVE GROWTH

GUARANTEED ANALYSIS: BLOOM A

Total Nitrogen (N)	2.0%
2.0% Nitrate Nitrogen	
Soluble Potash (K ₂ O)	4.0%
Calcium (Ca)	1.5%
Magnesium (Mg)	0.5%
0.5% Water Soluble Magnesium (Mg)	
Molybdenum (Mo)	0.001%

Derived From: *Potassium Nitrate, Calcium Nitrate, Magnesium Nitrate, Sodium Molybdate*

GUARANTEED ANALYSIS: BLOOM B

Total Nitrogen (N)	1.0%
1.0% Ammoniacal Nitrogen	
Available Phosphate(P ₂ O ₅)	8.0%
Soluble Potash (K ₂ O)	5.0%
Magnesium (Mg)	0.5%
0.5% Water Soluble Magnesium (Mg)	
Sulfur (S)	1.0%
Molybdenum (Mo)	0.001%

Derived From: *Monoammonium Phosphate, Tri Potassium Citrate, Magnesium Sulfate, Dimethyl Sulfone, Sodium Molybdate*

Claims based on United States labels only.

DIRECTIONS FOR USE: GROW

Mix GROW A in water and mix well. Then add GROW B and mix well. The combined solution can be applied as a drench in any type of growing media or hydroponic system. This product is ideal during the vegetative development and growth stage of the plant.

DIRECTIONS FOR USE: BLOOM

Mix BLOOM A in water and mix well. Then add BLOOM B and mix well. The combined solution can be applied as a drench in any type of growing media or hydroponic system. This product is ideal during the reproductive development and growth stage of the plant.

FEEDING TIPS

- Always use equal parts of A and B.
- Depending on type of feeding system and environment, rates may need to be adjusted up or down.

pH Tips

- These products work best when pH is unadjusted prior to application.
- A pH range of 3.0-6.0 with these products is safe for plants.
- If necessary, adjust pH down using an acid-based product such as phosphoric or sulfuric acid.
- If necessary, adjust pH up using a potassium hydroxide product. Silicates and carbonates may cause unwanted pH fluctuations.

Rx Green Technologies' natural-based program contains a full spectrum of nutrients at balanced ratios for superior plant performance. The program was developed for growers who want to improve both yields and quality (terpenes, cannabinoid profiles and potency) through a simple program.

Key Technology in Two-Part Nutrients:

- » **Phosphorus Uptake:** The phosphate technology in our nutrient products helps keep phosphorous available for plant uptake. Phosphorous is nutrient for plant growth, energy production and storage.
- » **Improves Nitrogen Usage:** Our organic acid technology enhances the nitrogen uptake and use efficiency by the plant. The organic acids in our formulation allow for plants to easily take in available nitrogen. Once inside the plant, the acids allow for more efficient incorporation into molecules necessary for plant growth.
- » **Built in Metabolite Enhancer:** Naturally-occurring compounds enhance the shikimic pathway, which converts carbohydrates into three amino acids: tryptophan, tyrosine, and phenylalanine. These amino acids are the precursors for a variety of molecules that naturally protect the plant from environmental stresses and pests.
- » **Amino Acid Chelates:** The amino acid complex keeps micronutrients in an optimal form until they are ready to be utilized by the plant. These amino acids are neutrally charged and therefore easily absorbed by the plant with minimal energy loss. Our micronutrients are more easily absorbed, supporting key physiological processes like chlorophyll production, carbohydrate metabolism, and enzymatic activity.

E-PLUS

KELP, YUCCA AND HUMIC ACID

E-PLUS is a product derived from traditional and organic ingredients, including plant extracts (kelp and yucca) and humic acid.

E-PLUS can be used throughout the plant's life cycle to enhance nutrient uptake and stress tolerance. The organic components help plants to mitigate stress and support plant growth and development.

GUARANTEED ANALYSIS: E-PLUS

Total Nitrogen (N)	3.0%
0.25% Ammoniacal Nitrogen	
2.5% Nitrate Nitrogen	
0.25% Other Water Soluble Nitrogen	
Soluble Potash (K_2O)	1.0%
Calcium (Ca)	4.0%

Derived From: Soy Protein Hydrolysate, Whey, Compost, Calcium Nitrate, Potassium Nitrate, Kelp Extract and Potassium Hydroxide



DIRECTIONS FOR USE: E-PLUS

E-PLUS (3-0-1) can be applied as a root drench in any type of growing media. Mix into solution after mixing bases.

FEEDING TIPS

pH Tips

-These products work best when pH is unadjusted prior to application.

-A pH range of 3.0-6.0 with these products is safe for plants.

-If necessary, adjust pH down using an acid-based product such as phosphoric or sulfuric acid.

-If necessary, adjust pH up using a potassium hydroxide product. Silicates and carbonates may cause unwanted pH fluctuations.

NOTE: Due to the organic components in E-PLUS, biofilm may form in recirculating and drip emitter systems if not properly sanitized and flushed.

Key Ingredients in E-PLUS

- » **Humic Acid:** One of the most important roles humic acid plays in horticulture is the ability to act as a chelating agent to the micronutrients. This allows the plant to uptake these nutrients much more readily and efficiently.
- » **Kelp:** Sea kelp contains an abundance of naturally occurring growth enhancers which improve cell division and cell enlargement, as well as reduce chlorophyll degradation.
- » **Yucca:** Yucca contains natural wetting agents called saponins, which make water wetter by breaking the polarity of the water molecule. When adding yucca extracts to the nutrients and water it allows nutrients to be more available for plant uptake. The saponins also improve nutrient penetration of roots. Thus, the nutrients are able to be used more efficiently and quickly by the plant.
- » **Calcium:** Calcium is needed throughout the entire growing cycle. In the early growth stages, calcium aids in the formation of cell walls and membranes, which helps to strengthen and thicken cell walls. Increased thickness of cell walls improves pathogen resistance and creates a stronger plant stalk.

Claims based on United States labels only.

BULK

PK BOOSTER

BULK is a PK booster containing a blend of phosphorus, potassium and calcium in a true solution.

BULK should be used in the flowering stage to optimize flower production and increase flower size and density.

BULK promotes photosynthesis and the development of amino acids and carbohydrates in the plant.

GUARANTEED ANALYSIS: BULK

Total Nitrogen (N)2.0%

2% Nitrate Nitrogen

Available Phosphate (P_2O_5) 12.0%

Soluble Potash (K_2O)3.0%

Calcium (Ca)5.0%

Derived From: *Calcium Nitrate, Phosphoric Acid, Monopotassium Phosphate, Dipotassium Phosphate & Tripotassium Phosphate*



DIRECTIONS FOR USE: BULK

BULK (2-12-3) can be applied as a root drench in any type of growing media. Mix into solution after mixing bases.

FEEDING TIPS

pH Tips

-These products work best when pH is unadjusted prior to application.

-A pH range of 3.0-6.0 with these products is safe for plants.

-If necessary, adjust pH down using an acid-based product such as phosphoric or sulfuric acid.

-If necessary, adjust pH up using a potassium hydroxide product. Silicates and carbonates may cause unwanted pH fluctuations.

Key Ingredients in BULK:

- » **Phosphorus:** is required in ATP synthesis. The ATP molecule is the main carrier and storage unit of a plant's energy. It acts as a "battery," storing and releasing energy as needed. ATP provides energy needed by the plant to convert carbon dioxide into carbohydrates during photosynthesis.
- » **Calcium:** is found in nearly every plant cell and contributes to cellular structure. Without calcium, cell walls collapse and become leaky. Calcium also aids mineral transport, by moving nutrients from the root zone through the xylem. The flowering cycle of a plant comes with increased nutrient demands, making additional calcium necessary for flower growth.
- » **Potassium:** promotes the conversion of nitrogen and glucose into amino acids and protein. Potassium plays a large role in the enzyme activation necessary for protein synthesis, as well as enzymes used in photosynthesis and ATP synthesis. Potassium is also crucial for water balance.

Claims based on United States labels only.

FAQ

BASE NUTRIENTS

WHY DO THE TWO-PART NUTRIENTS MIX INTO SOLUTION AT A LOWER pH THAN USUAL?

Our products are lower on the pH scale than many salt-based formulas due to some organic inputs. These inputs allow the plants to naturally buffer the rhizosphere without negatively impacting nutrient uptake. Therefore, we don't recommend adjusting the pH as long as the solution falls between 3.0-6.0. If the pH falls below 3.0, adjust pH levels using potassium hydroxide; do not use potassium carbonate or potassium silicate. If the pH rises above 6.0, adjust with phosphoric, nitric or sulfuric acid.

IN WHAT TYPE OF SYSTEMS CAN I USE YOUR NUTRIENTS?

Rx Green Technologies' nutrients are formulated to run in many different systems, including drain-to-waste system, recirculating systems, and drip irrigation systems in soil and soilless media. For best results with recirculating systems, change and clean the nutrient reservoir every 7 days.

WHAT IS THE BEST WAY TO MIX UP, AND WHAT SHOULD I AVOID DOING?

Add one part to water, mix thoroughly, then add next part to water. Do not mix two concentrates together before adding to water. This can lead to chemical burns and/or chemical reactions that will change the nutrient profile.

WHY AM I GETTING A FUNKY SMELL FROM MY VEG MIX?

Due to the organic components in products, especially E-PLUS, a biofilm may form in solution if left standing for more than 3 days. This can lead to an unusual smell, clogged drip lines or altered nutrient availability.

WHY IS THE COLORING DIFFERENT SOMETIMES?

The organic components may cause the color to vary over time. This does not affect the products.

WHAT IS THE SHELF LIFE OF YOUR NUTRIENTS?

Unopened products are stable for a minimum of two years. Once opened, they will remain stable as long as there is no external contamination. If products freeze, they can be thawed and used according to instructions after thorough agitation. Products can sustain temperatures up to 120 degrees without adverse effects.

WHERE EXACTLY DO YOU SOURCE RAW MATERIALS FROM?

All raw materials are pharmaceutical-grade, sourced from suppliers in North America.

ARE YOUR NUTRIENTS pH STABLE?

Our products have a low pH, and are most effective when the pH is unadjusted. The organic acids in our products will cause some upward pH fluctuations as the plant is feeding. This is normal, but expect to see more rapid changes in recirculating and aerated systems. When mixing your solution make sure it is in the ideal range initially, and if it rises above 6.0 in the following days adjust back to the ideal range of 3.0-6.0.

ARE YOUR NUTRIENTS CERTIFIED ORGANIC?

Our nutrients do not hold an Organic Materials Review Institute (OMRI) certification at this time. We believe that a blend of elemental minerals and natural additives provide the best possible nutrition for plants grown in a variety of systems. Organic fertilizers require organisms to break down nutrients into a form that plants can absorb. This can be difficult to stabilize and may produce inconsistent results in a hydroponic growing environment.

ARE THERE ANY PLANT GROWTH REGULATORS (PGRS) IN YOUR NUTRIENTS?

Rx Green Technologies' products do not contain any synthetic growth hormones or regulators, but do contain naturally occurring hormones from plant-derived materials.

FAQ

HOW LONG CAN I LEAVE YOUR NUTRIENTS MIXED IN MY RESERVOIR?

We do not recommend leaving nutrients in your reservoir for more than 4 - 7 days in a recirculating system. If you are having problems with your reservoir developing a biofilm or getting murky, you may need to change the solution more often. We recommend adding hydrogen peroxide, hypochlorous acid or quaternary ammonium salts to help stabilize pH and combat pathogens in the nutrient solution.

ARE THERE HEAVY METALS IN YOUR PRODUCTS?

Because we designed our nutrients for use on cannabis, and we understand cannabis is often smoked, we committed to create products with low levels of heavy metals for cultivating plants that will be safe for human consumption. We did so in two ways: use of pharmaceutical grade minerals and excluding animal-based ingredients. The levels of heavy metals in cannabis grown with our nutrients are essentially non-existent. Visit our website for more information: www.rxgreentechnologies.com/education.html

E-PLUS

HOW LONG CAN I LEAVE E-PLUS IN A STANDING RESERVOIR?

We do not recommend leaving E-PLUS in your standing reservoir for more than 24 hours. The product performs best when mixed and then used immediately.

CAN I USE IT IN MY DRIP SYSTEM AND DOSERS?

Due to the organic components in E-PLUS, biofilm may form in recirculating and drip emitter systems if not properly sanitized or pressurized. See our website for more information on best management practices with irrigation systems.

BULK

WHAT MAKES BULK UNIQUE?

BULK is a PK booster specially formulated for cannabis to improve plant performance, yield and quality. Our exclusive technology allows for calcium and phosphorus to be combined together in one product, reducing the need for additional supplements.

DOES BULK INCREASE TRICHOMES AND OIL PRODUCTION?

While trichome and oil production are largely dependent on environmental conditions and plant genetics, the nutrients in BULK are essential for the increased metabolism during the reproductive phase. Calcium, potassium and phosphorus are all required in larger amounts during this stage for the biochemical pathways and enzymes used by the plant to produce oils and trichomes.

DOES BULK WORK AS A HARDENER?

The inclusion of extra calcium in BULK contributes to density, or “hardness,” by increasing the dry matter content of the finished flowers. Potassium also helps to increase weight and density.

WHY IS PHOSPHORUS HIGHER THAN POTASSIUM?

BULK was formulated to give the plant exactly what it needs during flower stage to increase bud density and dry bud weight most effectively. This formula was tested against many other solutions with varying amounts of potassium, and our current formula provided the top results.

DRAIN TO WASTE

BASES	STAGE	VEGETATIVE GROWTH				REPRODUCTIVE GROWTH							FLUSH	
	WEEK	1	2	3	4	1	2	3	4	5	6	7	8	
	EC	1.0	1.3	1.4	1.4	1.7	1.7	2.2	2.4	2.1	1.8	1.2		
	PPM (TDS/500)	500	650	700	700	850	850	1100	1200	1050	900	600		
	GROW A	4	6	6	6									
	GROW B	4	6	6	6									
	BLOOM A					10	10	10	12	12	10	8		
	BLOOM B					10	10	10	12	12	10	8		
	ADDITIVES	E-PLUS*	2	2	3	3	2	2						
		BULK™					2	2	6	6	3	3		

-ml per 1 US gallon (unless otherwise noted)

-These rates are based on distilled water. Water quality will vary and may increase the PPM/EC.

-This chart is a basic guideline. Use recirculating or runoff PPM to adjust as needed.

-If using a recirculating system, amended media, or feeding multiple times a day, reduce initial feed rates by 25%.

-Measure the PPM of runoff weekly; runoff should be within +/- 20% of initial feeding.

-For longer vegetative cycles, continue week 4 feeding.

-For longer reproductive cycles, continue week 4 feeding.

*1 mL/gal of E-PLUS may be used throughout flowering if additional nitrogen is needed.

pH TIPS

-These products are most effective when the pH is unadjusted.

-If pH falls below 3.0, adjust with potassium hydroxide; do not use potassium carbonate or potassium silicate (pH of 3.0 or lower may result in nutrient deficiency).

-If pH rises above 6.0, adjust with phosphoric, nitric or sulfuric acid.

-Using an air stone in a standing reservoir is not recommended with our products, as they contribute to rapid rise in solution pH. Gentle agitation, such as with a recirculating pump, can be used if agitation is required.

AXIOM

STAGE	VEGETATIVE GROWTH				REPRODUCTIVE GROWTH							FLUSH
WEEK	1	2	3	4	1	2	3	4	5	6	7	8
LIGHT HOURS	18	18	18	18	12	12	12	12	12	12	12	
AXIOM (g)		2		2		2		2		2		

-per 1 US gallon (unless otherwise noted)

-apply mixed product to plant foliage with a pump sprayer, mister or other suitable applicator every two weeks

-apply as a fine mist for most efficient coverage

-apply when plants are actively growing during daytime or when lights turn on

-apply product the same day it is mixed. If growing outdoors, re-apply if it rains within 30 minutes of application

ROOT

STAGE	VEGETATIVE GROWTH				REPRODUCTIVE GROWTH							FLUSH
WEEK	1	2	3	4	1	2	3	4	5	6	7	8
LIGHT HOURS	18	18	18	18	12	12	12	12	12	12	12	
ROOT (tsp)		1		1		1		1		1		

-per 1 US gallon (unless otherwise noted)

-apply ROOT solution as a root drench to the growing medium every two weeks

-use ROOT as a separate feeding from regular nutrient feedings

-use within six hours of mixing ROOT into water

-no brewing needed

-do not pH ROOT solution

-not recommended for use in recirculating or deep water culture systems

-when used in drip irrigation, proper system sanitation and maintenance is required



SUBSTRATES

RX GREEN TECHNOLOGIES SUBSTRATES: HIGH QUALITY PRODUCTS SOLD AT COMMODITY PRICES.

Substrates, or growing media, are the materials that physically support cannabis plant growth. Hydroponic substrates also serve as the living space for plant roots. An effective substrate should maintain moisture and allow for adequate aeration. Substrates should be effective, convenient, and quality controlled.

RX Green Technologies substrates allow cultivators the optimal root environment for plant and inputs management. Our substrates are distributed directly to cultivators, keeping your costs to a minimum. Before they leave our US manufacturing facility, our substrates are lab tested and quality assured.

BUFFERED LOOSE COCO

ORGANIC & NATURAL

Our Buffered Loose Coco Coir is a soilless substrate produced from the fibrous husks of ripe coconuts. Available in both 100% and 70/30 mixes, our coco is buffered with Calcium Nitrate to ensure consistent EC makeup and to take advantage of the high CEC (cation exchange capacity) of coco coir. This “primes” the coco to allow the fertilizer to be readily available to your plants.

PRODUCTS	100% Loose	70/30 Loose
MATERIAL	100% coco	70% coco/30% coarse perlite
VOLUME	2 Cu Ft/56.6 L	2 Cu Ft/56.6 L
PACKAGING	Biodegradable bag	Biodegradable bag
HYDRATED EC	< 0.5	< 0.5
pH	6.0-7.5	6.0-7.5
MIN ORDER QTY	65 bags (1 pallet)	65 bags (1 pallet)



Claims based on United States labels only.

BUFFERED COMPRESSED COCO

ORGANIC & NATURAL

Our Buffered Compressed Coco Coir is a soilless substrate produced from the fibrous husks of ripe coconuts. Available in both 4" and 6" cubes, as well as 1, 2, and 3 gallon grow bags. Our coco is buffered with Calcium Nitrate to ensure consistent EC makeup and to take advantage of the high CEC (cation exchange capacity) of coco coir. This "primes" the coco to allow the fertilizer to be readily available to your plants.



PRODUCTS	4 INCH CUBE	6 INCH CUBE
MATERIAL	100% compressed coco	100% compressed coco
DIMENSIONS	4 x 4 x 4	6 x 6 x 4
PACKAGING	Biodegradable non-woven fabric	Biodegradable non-woven fabric
HYDRATED EC	< 0.5	< 0.5
pH	6.0-7.5	6.0-7.5
MIN ORDER QTY	200 units (1 case)	48 units (1 case)

CUBES



GROW BAGS



PRODUCTS	1 GAL GROW BAG	2 GAL GROW BAG
MATERIAL	100% compressed coco	100% compressed coco
DIMENSIONS	6 x 6 x 8	8 x 8 x 8
PACKAGING	Recyclable LDPE, UV treated to protect plant roots	Recyclable LDPE, UV treated to protect plant roots
HYDRATED EC	< 0.5	< 0.5
pH	6.0-7.5	6.0-7.5
MIN ORDER QTY	32 units (1 case)	18 units (1 case)

Claims based on United States labels only.

FAQ

WHAT IS BUFFERED COCO MADE OF?

BUFFERED COCO is made of coco coir. Coco coir primarily consists of the coir fiber pith or coir dust obtained by processing coconut husk and removing long fibers. Coco coir is composed of cellulose/hemicellulose, lignin, and pectin polymers that make up the cell walls in plants. Due to the organic nature of coco coir, it also contains soluble minerals such as potassium, phosphorus, chloride and sodium. There are also trace amounts of nitrogen, magnesium, calcium and micronutrients found in coir.

HOW IS BUFFERED COCO PROCESSED?

Coco coir fibers are harvested from the coconut husk. The fibers are then gathered into large piles to be rinsed. Because coconuts grow in a tropical climate, rains during monsoon season thoroughly rinse the coco coir fibers. The coir is then dried and shipped to our US manufacturing facility. We rehydrate the coir, add perlite, and send it out to you as finished "coco".

HOW SHOULD I MANAGE PLANTS IN BUFFERED COCO?

One of the most important aspects of growing in coco is ensuring proper dryback after irrigation and managing EC levels. Proper pot size and an irrigation schedule that allows for dryback creates a strong root zone and healthy plants. Regular monitoring of the EC levels in runoff will indicate if BUFFERED COCO has salt build-up. If EC levels are high, BUFFERED COCO should be flushed with RO/plain water. This will prevent salt buildup and nutrient lockout. Plants potted in a coco substrate that are fed a high EC nutrient solution may experience salt stress if salt build-up in the medium is not rinsed throughout the growing cycle.

VIDAWOOL

MINERAL WOOD SUBSTRATE

Producing consistent, high-yielding harvests, grow after grow, is the essence of a successful growing operation. With consistency, precision and repeatability in mind, VidaWool® brings more than a half-century of mineral wool and rock wool research and innovation to the horticulture sector. And we don't keep the research a secret. It's intelligently designed into every VidaWool® product to deliver consistent, repeatable crop performance – backed by science and data.

VidaWool® offers growers the confidence of a supplier with roots established in North America and a network of horticulture experts that offer consulting and guidance to help growers navigate the nuances of their operation. Let's grow.

Claims based on United States labels only.



APPLICATIONS

VidaWool™ blocks are ideal for cultivation enterprises looking for reliable, repeatable, and efficient growing media solutions. VidaWool™ blocks, starter plugs, and slabs are designed to work as a system, for quick transplantation between growth stages that reduces error and guesswork.



STARTER PLUGS

Plugs are vital in the first step of your cultivation plan. VidaWool™ starter plugs provide the stability and shape needed for optimized root growth and help you seamlessly transition to blocks. Predrilled holes (not slits) facilitate precise placement for seeds and clones, and superior handling integrity helps keep VidaWool™ starter plugs intact during the most delicate phase of plant development.



BLOCKS

As plants enter their second stage of growth, VidaWool™ blocks provide the space and uniform water and nutrient distribution they need to continue thriving. Equipped with a UV-protection liner and Hydro-Xtend™ water dispersion technology, VidaWool™ blocks are intelligently designed to deliver healthy, even root zones and consistent crop performance. Mineral wool growing media provides the ultimate steerability to the grower and eliminates the messy, time-consuming processes of other growing media, like filling pots and mixing materials.



HC SLAB

HC Slabs provide sturdy support for the remainder of the production cycle, giving your plants ample room to flourish. Plant spacing and placement are critical at this stage, when crowding can result in less-than-optimal crop development. VidaWool™ slabs make it simple to quickly and accurately transplant blocks and keep plants developing all the way to harvest while minimizing the time and effort spent setting up the room.

When growing in VidaWool please take note of the reduced G/Gal amount. Because VidaWool contains no Cation Exchange Capacity (CEC), all of the nutrients that are added will be available to the plant.

	VEGETATIVE (G/GAL)	FLOWERING (G/GAL)
PART A	2.0	2.0
PART B	4.0	4.0
PK	0	2
PPM (TDS/500)	970	1180
EC (MS/CM)	1.94	2.36

FAQ

CAN YOU OVERFEED USING VIDAWOOL?

Yes, because VidaWool doesn't have Cation Exchange Capacity (CEC), all of the nutrients added are immediately available to your plants. Therefore you should reduce feeding based on our above charts to reduce damage to your plants.



SUPPLEMENTS

ALLOW YOUR PLANTS TO REACH THEIR MAXIMUM POTENTIAL

Like everything in life, it is the little things that can make the biggest difference. The Rx Green Technologies' lineup of supplements provides an extra boost to help your garden achieve its full potential. Though most of our products can be used separately, together they provide optimum results.

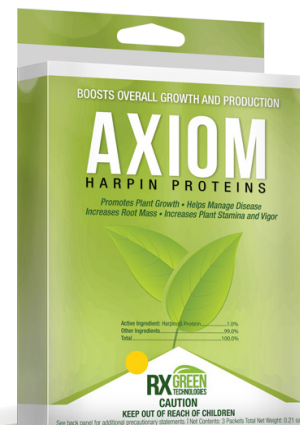
Beginning with our ROOT™ product, you will add beneficial microbes to your soil to maximize nutrient availability. Following up every two weeks with our AXIOM™ foliar spray mobilizes the essential nutrients for optimal plant growth and health.

Adding these effective simple-to-use products to your grow will result in happy, healthy plants.

AXIOM™

HARPIN PROTEINS

AXIOM is derived from naturally occurring harpin proteins proven to stimulate the plant's natural growth and defense systems. Use Rx Green Technologies' AXIOM for both indoor and outdoor gardening to boost overall plant growth, vigor, and production, and to aid in the prevention of disease.



Claims based on United States labels only.

AXIOM™ is an Rx Green Technologies supplement that goes much farther than most plant protection and boosting products. It is a natural, completely safe, non-toxic, and effective plant health promoter. AXIOM contains harpin proteins that signal the presence of pathogens. The harpin proteins trigger the plant to produce proteins based on their genetic code that fight off disease and pests.

HOW DOES AXIOM WORK?

The signaling protein in AXIOM triggers an initial reaction in the plant immediately after spraying. This hypersensitive response (HR) triggers the plant's genetic code to create an immune response. This in turn leads to systemic acquired resistance (SAR) in the plant, resulting in a stronger, healthier plant able to fight off disease and pests.

WHAT IS IN AXIOM?

AXIOM contains harpin proteins, a signaling molecule that alerts the plant to the presence of a pathogen. This molecule stimulates the plant's immune system, which in turn creates a systemic chain reaction resulting in accelerated growth, significantly increased photosynthesis, and mobilization and utilization of essential macro and micronutrients. The package contains the protein molecule and a starch-based buffer to protect the protein.

WHAT ARE HARPIN PROTEINS?

Harpin proteins are plant health promoters produced in nature by certain bacterial plant pathogens. They activate a plant's immune system and trigger growth and defense genes, resulting in improved plant growth, increased yield and quality, and greater shelf life.

WHAT DO THEY DO? WHY ARE THEY BENEFICIAL?

Harpin proteins are proven to boost a plant's immune system. When plant cells detect the presence of the harpin proteins, they trigger an early warning system commonly called systemic acquired resistance (SAR). This sends a signal throughout the plant to activate certain defensive and growth responses in order to fight off pathogens. These responses help plants survive the stresses and threats of disease.

ROOT™

BENEFICIAL MICROBES

ROOT is a fully soluble biological inoculant and soil amendment which promotes beneficial bacterial colonization at the roots. It contains eight different beneficial microbes; these natural organisms convert nitrogen and phosphorus to plant available forms, improving soil fertility and plant nutrition. ROOT also contains Myconate® (formononetin), a naturally occurring substance proven to stimulate the colonization of beneficial root organisms.

- » A highly concentrated bacteria mix (250M cfu/g)
- » Ready to use (no brewing needed)
- » Technology to stimulate colonization of beneficial root organisms



Claims based on United States labels only.

ROOT™ produces results by utilizing the natural biochemical processes in your plants. Each component employs a different process, each of which boosts the plants' natural health mechanisms.

WHAT IS IN ROOT AND HOW DOES IT WORK?

- » ROOT is comprised of beneficial bacteria and formononetin that act in a variety of ways.
- » The bacteria help to break down the larger nutrient molecules in the soil, making uptake easier for the plant's root system.
- » Other beneficial bacteria solubilize otherwise insoluble phosphorous increasing the availability of this essential macronutrient.
- » A special class of bacteria in ROOT absorbs nitrogen from the air in the soil and makes it available to the plant's root system.
- » Trichoderma, an important ingredient in ROOT, is a beneficial fungal spore that defends the plant's root system from attack by pathogens in the soil.
- » The Myconate® (formononetin) technology, exclusive to Rx Green Technologies, in ROOT is a signaling molecule that activates bacteria colonization on plant roots and stimulates the growth of any mycorrhizal fungi present in the soil.

HOW DO I USE ROOT?

- » Mix the product in water according to the recommended rates and then drench the soil of the plants. ROOT should be applied as a stand-alone product and not mixed with nutrients in the same container.

FAQ

AXIOM

CAN I USE CHLORINATED WATER WITH AXIOM™?

Yes. Rx Green Technologies' formula includes inert buffers that allow for easy application and mixing with water. You can mix it with any other foliar as long as it's not an oxidizing agent.

WHAT ARE THE INGREDIENTS IN AXIOM?

AXIOM contains 1% Harpin $\alpha\beta$ protein and 99% other ingredients. Harpin proteins are very powerful; only a small amount generates strong plant health and growth. The other ingredients are inert food-grade non-toxic substances.

HOW SHOULD I STORE THE OPENED PACKET?

Reseal using a paperclip or other device and store in a cool dark place. You should use AXIOM within three weeks of opening. Refrigeration can help preserve it for longer.

I HEARD YOU CAN SPRAY WITH THE LIGHTS ON? DOESN'T THIS CAUSE BURNING OR BOTRYTIS?

First, AXIOM should be applied to the plant canopy as a light mist; therefore no burning should occur (2 g mixes with 1 gallon and covers 1,000 square feet). Total coverage of the plant is not required. We recommend using AXIOM right before or as the lights come on, since the product triggers a photosynthesis response in the plant. This response is much more effective while the plant is actively photosynthesizing.

HOW LATE INTO FLOWER CAN I SPRAY THIS?

We recommend applying up to two weeks before harvest. AXIOM is a protein and is absorbed by the plant. It is all-natural and non-toxic, but if you are nervous about using a foliar application in the late flowering stage, you can apply it only to the lower fan leaves. Because AXIOM works systemically, once the plant detects the harpin proteins, it will generate a plant-wide response.

ROOT

CAN ROOT BE HARMFUL TO HUMANS SINCE IT HAS BACTERIA IN THE PRODUCT?

The bacteria in ROOT are plant-specific and are not harmful to humans.

CAN ROOT BE OVER-APPLIED AND CAUSE DAMAGE TO MY GARDEN?

It is best to apply ROOT according to the label rates; however, even significantly over-applying ROOT will not cause damage to your plants. It is microorganism-based, so only those organisms that receive enough food will survive, and the rest will simply die off.

WHY IS IT FOAMING?

The bacteria activate and multiply when mixed in water, resulting in foam.

DO I NEED TO pH MY WATER BEFORE APPLYING ROOT?

It is not recommended to add pH adjusters to water when mixing with ROOT, as this can damage the microbes.

CAN I USE THIS AS A FOLIAR?

No. The beneficial microbes are effective at the root zone, breaking down nutrients into more available forms.

WHAT IS FORMONONETIN?

Formononetin is a naturally occurring compound, originally discovered in plant roots with drought stress. It is proven to stimulate mycorrhizal activity and improve nutrient solubilization and availability.

CAN I USE ROOT IN MY RECIRCULATING SYSTEM?

We do not recommend ROOT for use in a recirculating system. It can cause foaming and bacteria build up that is difficult to clean.



PEST MANAGEMENT

DEODORIZE, SANITIZE, AND DISINFECT SAFELY AND EFFECTIVELY WITH CHLORINE DIOXIDE.

Chlorine dioxide is the preferred alternative to other chemicals such as ozone, chlorine bleach, hydrogen peroxide and peracetic acid. Compared to these other options, a chlorine dioxide application is far less corrosive and much safer for the environment.

Chlorine dioxide can be dispensed as a gas or a liquid. In its gas form, ClO₂ can be released slowly or quickly, depending on the desired outcome. When released slowly, the concentration of ClO₂ is low and not toxic to humans, plants or animals. This is ideal for routine odor control in grow rooms and curing rooms. When released quickly, the high concentration is ideal for disinfecting and sanitizing a sealed space.

In its liquid form, chlorine dioxide is an extremely effective disinfectant and sanitizer. This can be used to clean and disinfect equipment such as cutting tools, pots, greenhouse benches and workspaces. Liquid ClO₂ is also ideal for use in water reservoirs and irrigation systems to combat the bacteria, fungi, and algae that cause biofilm.

Chlorine dioxide and its primary by-products break down to sodium chloride (also known as table salt). This, along with the ease of use and multifunctionality, makes chlorine dioxide the preferred eco-friendly biocide to use in a Cannabis cultivation facility.

FORTIFY PC

PEST CONTROL

FORTIFY PC controls spider mites, root aphids, and leaf aphids in Cannabis cultivation environments. The proprietary technology in FORTIFY PC disrupts the cell membrane of target pests, effectively killing populations on direct contact. PC uses a combination of food-grade citric acid and plant extracts to desiccate and suffocate soft-bodied adults, nymphs, and eggs.

FORTIFY PC provides excellent coverage of leaf surface and rapid absorption of active compounds. No second surfactant product needed. FORTIFY PC quickly eliminated live insect pests both in internal testing and in 3rd party testing.

FORTIFY PC is exempt from EPA registration under FIFRA section 25(b) regulations.



Claims based on United States labels only.

	VEGETATIVE		FLOWERING**	
APPLICATION	PREVENTATIVE (1x/week)	CURATIVE (1x/week for 3 days)	PREVENTATIVE (1x/week)	CURATIVE (1x/week for 3 days)
SOIL DRENCH* - ROCKWOOL	1 oz/gallon	2 oz/gallon	1 oz/gallon	2 oz/gallon
SOIL DRENCH* - COCO	2 oz/gallon	4-8 oz/gallon	1 oz/gallon	2 oz/gallon
FOLIAR APPLICATION	4 oz/gallon	8 oz/gallon	1-2 oz/gallon	N/A

DRENCH

Do not exceed 8 oz/gallon with any applications. Always test a pesticide on 1-2 plants before applying to multiple plants. If drenching in rockwool, apply Fortify PC to plants after watering while blocks are wet. For best results during curative root drench application, flush the plants with water one day after final root drench and before resuming normal feed schedule.

FOLIAR SPRAY

Do not exceed 8 oz/gallon with any applications. Always test a pesticide on 1-2 plants before applying to multiple plants. When applying as a foliar spray, this product should only be applied when the lights are turned off, or between dusk and dawn. Do not apply when temperatures are over 90F. Some pistil burning may occur in flowering plants with any foliar application. When applied at the preventative rate, flowering parts may recover. For best results, avoid spraying flowering parts directly.

While FORTIFY PC was designed specifically to combat spider mites and root aphids, the key ingredients may also be effective in reducing populations of other soft-bodied pests. A slight variation in product color is normal. The color may range from clear to yellow.

FAQ

FORTIFY PC

HOW DOES FORTIFY PC WORK?

The proprietary technology in FORTIFY PC disrupts the cell membrane of target pests, effectively killing populations on direct contact. PC uses a combination of food-grade citric acid and plant extracts to desiccate and suffocate soft-bodied adults, nymphs, and eggs.

WHAT TYPES OF PESTS WILL FORTIFY PC TARGET?

While FORTIFY PC was designed specifically to combat spider mites and root aphids, the key ingredients may also be effective in reducing populations of other soft-bodied pests..

CAN I MIX THIS WITH MY NUTRIENTS?

Fortify PC is not compatible with nutrient solutions. Fortify PC should be mixed with water only.

CAN I ADJUST FORTIFY PC AFTER DILUTING IN WATER?

Adjusting the Ph of Fortify PC is not recommended. Solution will turn milky and may separate (depending on rate).



CHLORINE DIOXIDE

DEODORIZE, SANITIZE, AND DISINFECT SAFELY AND EFFECTIVELY WITH CHLORINE DIOXIDE.

Chlorine dioxide is the preferred alternative to other chemicals such as ozone, chlorine bleach, hydrogen peroxide and peracetic acid. Compared to these other options, a chlorine dioxide application is far less corrosive and much safer for the environment.

Chlorine dioxide can be dispensed as a gas or a liquid. In its gas form, ClO₂ can be released slowly or quickly, depending on the desired outcome. When released slowly, the concentration of ClO₂ is low and not toxic to humans, plants or animals. This is ideal for routine odor control in grow rooms and curing rooms. When released quickly, the high concentration is ideal for disinfecting and sanitizing a sealed space.

In its liquid form, chlorine dioxide is an extremely effective disinfectant and sanitizer. This can be used to clean and disinfect equipment such as cutting tools, pots, greenhouse benches and workspaces. Liquid ClO₂ is also ideal for use in water reservoirs and irrigation systems to combat the bacteria, fungi, and algae that cause biofilm.

Chlorine dioxide and its primary by-products break down to sodium chloride (also known as table salt). This, along with the ease of use and multifunctionality, makes chlorine dioxide the preferred eco-friendly biocide to use in a Cannabis cultivation facility.


FORTIFY SKY

CHLORINE DIOXIDE TECHNOLOGY

FORTIFY SKY is a portable, moisture-activated, chlorine dioxide generation system that has the power to maintain clean surfaces and facility air with unmatched effectiveness, leaving no residue or post-treatment cleanup requirement. The controlled release technology in FORTIFY SKY emits trace amounts of chlorine dioxide, making this a safe product to use for routine odor control.

- » A versatile humidity-activated pure chlorine dioxide gas generation technology.
- » NO chemical mixing, and NO expensive generator technology.
- » Perfect for routine odor control in cultivation facilities.
- » Inexpensive and scalable to any size facility.

Claims based on United States labels only.



FAQ

FORTIFY SKY

WHERE DO I PUT FORTIFY SKY?

The active ingredient, ClO_2 , is heavier than air, so it is ideal to place packets in the high points of your room to ensure even distribution of ClO_2 .

HOW FAR AWAY SHOULD THE PRODUCT BE FROM PLANTS?

Ideally 4-5 ft above plants in a room with good air distribution.

I ADD CO_2 TO MY GROW ROOMS, WILL ClO_2 INTERFERE?

No, but carbon air filters will remove ClO_2 from the air.

IF FORTIFY SKY IS MOISTURE-ACTIVATED, DO I NEED TO ADD WATER?

No, avoid practices that might expose FORTIFY SKY to water (avoid spraying the product, hanging under dripping water, etc.)

HOW OFTEN SHOULD I CHANGE OUT FORTIFY SKY?

Every 30 days.

HOW DO I HANDLE FORTIFY SKY?

Always read instructions before use, and wear gloves when opening the packet.

FORTIFY CLOUD

CHLORINE DIOXIDE GAS

Fortify Cloud is a portable, water-activated chlorine dioxide gas generation system that has the power to disinfect surfaces and facility air with unmatched effectiveness, leaving no residue or post-treatment cleanup requirement. The Fortify Cloud chlorine dioxide system creates pure chlorine dioxide gas on-site making it perfect for routine disinfection and odor control between harvests.

- » Versatile water-activated pure chlorine dioxide gas generation technology.
- » NO chemical mixing, and NO expensive generator technology.
- » Perfect for routine odor control and disinfection in cultivation facilities.
- » Inexpensive and scalable to any size facility.



Claims based on United States labels only.

FAQ

FORTIFY CLOUD

CAN I USE CLOUD TO DISINFECT MY GROW ROOMS?

CLOUD can be used to disinfect empty rooms only. The higher concentration of gas released is not safe for human or plant exposure, but is very powerful and effective as a disinfectant between crops. CLOUD can be used in any empty, sealed space such as grow rooms, cure rooms, locker rooms, and more!

WILL CLOUD KILL POWDERY MILDEW AND/OR BOTRYTIS?

CLOUD is a very effective biocide in gas form that will expand and fill every space in a contained area. It is not safe to use with live plants in the room, but it will kill mold spores on contact. Use CLOUD to clean and disinfect growing spaces between harvests.

WHAT STEPS DO I NEED TO TAKE BEFORE ACTIVATING CLOUD?

CLOUD should only be administered in a sealed room when there are no humans, plants, or animals present. It is important to note that air circulation, exhaust ventilation and UV filters should be turned off when dispensing chlorine dioxide gas. The CIO₂ concentration will decrease after a few hours and it will be safe to enter the room.

HOW DO I ACTIVATE CLOUD?

Please refer to the activation instructions and quickstart guide before using or opening any canisters of CLOUD.



CLONING

LIFE™ CLONING PRODUCTS REDUCE ROOTING TIME AND ENHANCE QUALITY

Cloning, or asexual propagation, is the process by which a cutting is taken from a stock plant and placed in a substrate to encourage root production. The hormones within the plant are responsible for the rooting process, which can be expedited with a few simple additives.

The Rx Green Technologies' LIFE Cloning products were designed to reduce rooting time and improve quality with a simple, easy-to-use formula. The LIFE Cloning Solution contains a light blend of nutrients that are essential for promoting root development and reducing plant stress.

LIFE™

CLONING SOLUTION

Rx Green Technologies' LIFE Cloning Solution is formulated to provide the nutrient inputs that assist in early root and plant development. LIFE has a unique blend of ingredients that combine essential carbohydrates and minerals to promote energy, metabolism, and protein synthesis.

Extensive research and development has shown that LIFE reduces the number of days to root from cuttings and increases cuttings' overall survival rates.

GUARANTEED ANALYSIS: LIFE

Total Nitrogen (N)0.5%

0.5% Nitrate Nitrogen

Available Phosphate (P_2O_5) 1.0%

Soluble Potash (K_2O)0.5%

Derived From: *Calcium Nitrate, Phosphoric Acid & Potassium Phosphate*

Claims based on United States labels only.



FAQ

CLONING SOLUTION

ARE THERE GROWTH HORMONES IN LIFE™ CLONING SOLUTION?

LIFE Cloning Solution contains no synthetic growth hormones. LIFE does contain a low-salt, safe, and effective formula that will aid in root development up to 20% faster than leading brands.

MY CLONES HAVE STARTED ROOTING AND ARE STARTING TO YELLOW. WHAT SHOULD I DO?

Add GROW A or increase LIFE Cloning Solution. LIFE Cloning Solution is a unique formula; it not only triggers root development in cuttings, but it also facilitates top growth. As a result, your plants may need additional nitrogen to fuel this growth.



Claims based on United States labels only.



PROFESSIONAL CULTIVATION SOLUTIONS FOR CANNABIS GROWERS



DOWNLOAD OUR NEW APP TODAY!

www.rxgreentechnologies.com | 603.769.3450 | PO Box 3213, Manchester, NH 03105 |   RxGreenTechnologies